



National Marine Manufacturers Association

nmma.org

ECONOMIC SIGNIFICANCE OF RECREATIONAL BOATING IN CALIFORNIA

CONGRESSIONAL DISTRICT 30

Number of Recreational Boats*	8,072
Recreational Boating Industry Businesses	23
Total Jobs	815
Annual Recreational Boating-Related Spending	\$42.1 MILLION

TOTAL ANNUAL ECONOMIC IMPACT OF RECREATIONAL BOATING:



\$100.6 MILLION



RECREATIONAL BOATS IN CA-30

TOTAL BOATS* ▶ 8,072

REGISTERED BOATS	8,072
Power boats	5,396
PWCs	2,075
Sailboats	589
Other Boats	12
HOUSEHOLDS PER BOAT	33.2

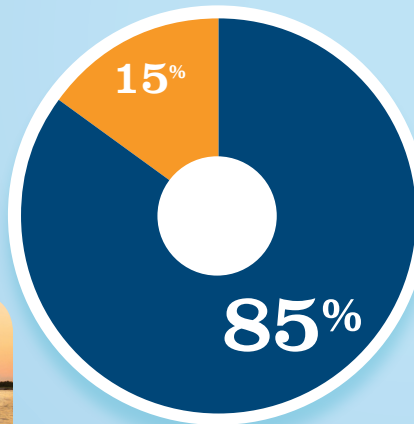


* Total boats are registered boats as reported by states to the USCG.

RECREATIONAL BOATING CREATES JOBS IN CA-30

TOTAL BOATING JOBS ▶ 323

Boat Building	-
Motor / Engine Mfgr.	-
Accessory / Supplies Mfgr.	48
Dealers / Wholesalers	1
Boat Services	274



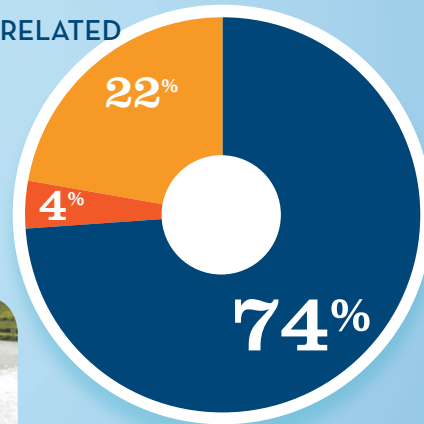
BOAT BUILDING † 0%
MOTOR/ENG. MFGR. † 0%
ACC./SUPPLIES MFGR. 15%
DLRS/WHOLESALERS † 0%
BOAT SERVICES 85%



RECREATIONAL BOATING-RELATED BUSINESSES IN CA-30

TOTAL BUSINESSES ▶ 23

Boat Building	-
Motor / Engine Mfgr.	-
Accessory / Supplies Mfgr.	5
Dealers / Wholesalers	1
Boat Services	17



BOAT BUILDING † 0%
MOTOR/ENG. MFGR. † 0%
ACC./SUPPLIES MFGR. 22%
DLRS/WHOLESALERS 4%
BOAT SERVICES 74%

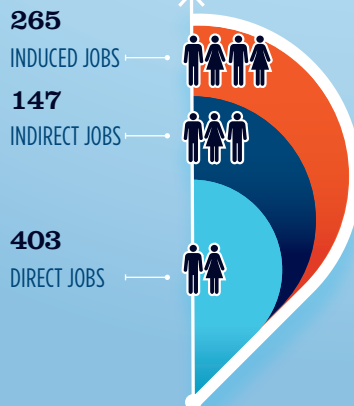


ESTIMATED JOBS IMPACT OF RECREATIONAL BOATING-RELATED SPENDING IN CA-30

EST. TOTAL JOBS ▶ 815

EST. TOTAL LABOR INCOME ▶ \$33.7 MILLIONS

Est. Direct Income	\$14.0
Est. Indirect Income	\$8.1
Est. Induced Income	\$11.6



RECREATIONAL BOATING INDUSTRY SALES IN CA-30

Boat Building	\$0.0	\$0.0 MILLION
Motor / Engine Mfgr.	\$0.0	\$0.0 MILLION
Accessory / Supplies Mfgr.	\$12.6	\$12.6 MILLION
TOTAL MFGR. SALES	\$12.6	
Dealers / Wholesalers	\$0.5	\$0.5 MILLION
Boat Services	\$52.9	\$52.9 MILLION
TOTAL RETAIL & SERVICES SALES	\$53.4	

BOAT BUILDING 0%
MOTOR/ENG. MFGR. 0%
ACC./SUPPLIES MFGR. 22%
DLRS/WHOLESALERS 4%
BOAT SERVICES 74%